



The Binnacle

Victoria Model Shipbuilding Society
4996 Georgia Park Terrace
Victoria, B.C., V8Y 2B9



Dates to Remember

HARRISON CUP:

- ♦ Join in for this fun event at Harrison Yacht Pond
- ♦ Non-competitive, game of chance on the water.
- ♦ Use any power vessel.
- ♦ Wednesday evenings starting July 17 through August 21
- ♦ 6:30 PM to 8:30 PM
- ♦ Scoring based on collective points over 6 weeks.
- ♦ Hope to see you there
- ♦ for more information phone Paul Jordan or Ken Lockley



Bob and Paul, working and chatting.

Next Meeting **AUGUST 8** 7:30 PM
Westview Gospel Chapel
313 Brunswick

2002

- July 17 - Harrison Cup 2nd HMYP
6:30 PM – 8:30 PM
- July 21 – Powell Cup Beaver Lake
1 – 3 PM
- July 24 – Harrison Cup 2nd HMYP
- July 31 – Harrison Cup 2nd HMYP
- Aug 1 – Executive Meeting
- Aug 4 – Powell Cup Beaver Lake
- Aug 7 – Harrison Cup 2nd HMYP
- Aug 8 – Regular Meeting
- Aug 8 – 12 – Richmond Model Ship Competition
- Aug 14 – Harrison Cup 2nd HMYP
- Aug 17 – Foss Cup, Model Tugs
Twin Lakes, Marysville, WA
- Aug 18 – Powell Cup Beaver Lake
- Aug 21 – Harrison Cup 2nd HMYP
- Aug 29 – Executive Meeting
- Aug 31 – Sept 2 – SAANICH FALL FAIR
- POWER:** Sundays 10 – 12 – HMYP
- SAILING:** 1st & 3rd Sundays 11 AM
Beaver Lake



From the Bridge

Even though the weatherman's forecast for Canada Day weekend was less than we had hoped for, the two public outings that we attended were very successful. On Saturday, the Cowichan Bay Maritime Festival was attended by a large crowd of spectators and the interest in our exhibit and pond display was abundant. The Cowichan organizers outdid themselves this year by erecting the largest sailing pond I have ever seen which provided our members with ample room for sailing the largest of models. Then, on Monday, the City of Sidney Family Days event which was held at a large park adjacent to the Anacortes Ferry Terminal, was an overwhelming success due to the presence of several thousand spectators. Our pond was erected on the west side of the park and drew the attention of hundreds of youngsters eager to try their hand at the paddle wheel and Bandit boats. Our static display at both events received a great deal of attention. Our next affair will be the Strawberry Festival at Beaver Lake on July 7th. jrp

VMSS GENERAL MEETING JUNE 13th/02

Our President welcomed everyone and introduced
New Member: **Philip Cuverwell** & Guests: Pete Simon

Our club secretary is sending letters to our subscribers requesting dues for advertising and he is also looking into new club business cards.

Bill Birch will canvas everyone who frequents Harrison Yacht Pond for his or her radio frequencies.

The Club will be paying for trophies for The Battle of Atlantic Steering Course.

Ron Armstrong reported the donation from Coast Capital would be spent on the Coast Cup.

Treasure Derek Wollard's financial report put the club well in the black thanks to his expert financial skills.

Paul Jordan led a discussion on events and up coming activities happening with the club.

The evening's entertainment was Bill Ballinger, Harry Crosby and Derek Baker of these gentlemen we got to ask questions on just about anything and we got answers!

The questions could have gone on all night but time ran out and we had to stop. I think everyone enjoyed the evening and look forward to a return engagement. Thanks Gents. JM.



WELCOME NEW MEMBER:
Philip Cuverwell

2002 Executive

President:	Jack Plummer	592-2021
Vice-Pres.:	Paul Jordan	388-7929
Secretary:	Tom Pound	595-6487
Treasurer/ Membership list	Derek Woollard	658-1150
Director at Large	Mike Gibson	474-6539
Events & Entertainment:	Ken Scotten Doug Grant	472-6187 370-2428
Sailing:	Rob Woodward	474-5912
Power Regattas:	Scott Ringrose Mike Hill	744-3048 384-4024
Librarian	John McHutchion	480-4080
Newsletter:	Ken Lockley	477-5830

SUB-COMMITTEE HEADS

Publicity:	Ron Armstrong	391-0101
City Parks Liaison:	Ed Boddaert	746-4459
Webmaster:	Ron Hillsden	479-5760
VMSS Quartermaster	Bob Rainsford	383-2256
Binnacle Circulation:	Bill Birch	592-6456
Show Coordinator:	Derek Woollard	658-1150

JULY 1st WEEKEND

THANK YOU TO ALL OUR MEMBERS WHO TOOK PART IN OUR TWO MODEL BOAT DISPLAYS OVER THE JULY FIRST WEEKEND. VOLUNTEERING YOUR TIME AND EXHIBITING YOUR MODELS MADE SURE OUR PARTICIPATION AT **THE COWICHAN BAY MARITIME FESTIVAL** AND **SIDNEY DAYS** WAS HIGHLY SUCCESSFUL, AND ONCE AGAIN DEMONSTRATES OUR CLUB'S COMMITMENT TO INTERACTING WITH THE GENERAL PUBLIC AND ESPECIALLY CHILDREN.

We would also like to sincerely thank The Wooden Boat Society, Cowichan Bay Maritime Centre. and our sponsor **WEST CAN TERMINALS** on Saturday.

And on Monday, July 1, The Peninsula Celebrations Society, and their President Hewitt Helmsiong kindly sponsored our participation.

We would like to thank these people for wanting to include VMSS in these important public events and we sincerely look forward to joining you all again next year.



Digital By Jack Ross



Digital By Jack Ross


COWICHAN BAY MARINE FESTIVAL JUNE 29/02



Digital By Jack Ross



Digital by J. Plummer




STRAWBERRY FESTIVAL – JULY 7/02

Our Club put on a very impressive display for the few members that participated and brought out 15 boats. The public, as usual, were impressed. A shortage of members was evident in this particular event, those that were there enjoyed a big dish of FREE strawberries and ice cream and had a great time.

Thanks especially to DOUG ATKINS for allowing us to show two of his models at this display. They were very well received by all. Doug was a member of VMSS for many years. Thanks to John McHutcheon for bringing the models and looking after them.

- M,T,B, 629 FAIRMILE D circa 1942
- Westcoast Tugboat – DAUNTLESS



THE SUB SUBJECT

Burdened by June's promise, state-of-the-art model submarines and those models' sub-systems are up for some tight (Read: "skimpy") review right now.

"State of the Art," of course, is a moveable feast. While this column winds through the writing/publishing stage, some sub modeler, somewhere, will be stretching the envelope, and concoct something newer than new. So be it. Forecasts are the meteorologists' domain, and "Forecasts," according to the ancient Chinese saying, "are very difficult—especially if they deal with the future." As such, recent history, deprived as it may be of a future, is all that can be reported for now.

Voracious consumers of ingenuity, patience and talent are bow planes that fold up or retract and then, while extended, will swivel on their axis. Either one of the two is not that tough to achieve, but combined they raise the bar considerably—even more so if JUST ONE SERVO is given both tasks. But it can be done. It has been done. Where neither plans nor sketches are available, experiment with mock-ups fashioned out of scrap box contents and coat hanger wire. Total, industrial-strength fun is guaranteed. And (almost) the same goes for a radar mast that extends, spins its antenna/dish, and then retracts into the gopher hole.

Over the course of attending model sub regattas, close examination of two of one David Santivanez's models fried my eyeballs and brains(?) — in that order. At the time, David lived near Seattle—since moved to Sacramento. He built a U.S.S.R. Alfa and a back-breaking Typhoon—also out of the grab bag of Pres. Reagan's "Evil Empire." Both models feature high-pressure, pump-operated ballast systems with multiple air storage tanks, so that submerged trim is maintained. In addition, the boats' bow planes are as agile as one-armed paper hangers. In addition, scopes, snork masts and a gaggle of et ceteras are alive. Also, David's Typhoon has electrically-activated, waterproofed Estes missiles in her VLS (Vertical Launch System) tubes. Torps and an underwater, bow-mounted camcorder were in the works. And how does it all operate?

Not unlike our local boats, David's models are radio & servo equipped. From there on, though, everything has hydraulic circuitry. Looks like a plumber's nightmare but, hey, it all works, & Typhoon has been down 60 ft...

David, no doubt, is ingenious. While he lived near Issaquah, however, he also had the good fortune of friendship with a U.S.A.F. type at McChord A.F. Base who supplied him all sorts of surplus doo-hickies. Add to that the near-by Boeing surplus store, and he had it made. Still, an elegant tip of the hat for imaginative use of "useless" items is well earned and deserved.

At one meeting, David admitted to a potentially serious error. Came one spring, and all the yardage of silicone tubing had swollen to a near-bursting size. He'd used an incompatible fluid, but remedied it all before losing a boat, and before getting the E.P.A. on his case for water pollution.

A second stab at acknowledging high-tech model building goes toward a U.K. hobbyist who's name and details of achievement went A.W.O.L. in my stacks of literature.

That gent built a $\pm 1:10$ model of a British, WW II X- Craft. No big deal, but wait till you read how he configured the model's electro-mechanical guts.

For surface running and battery charging, the model had a one-lunger diesel. Surfaced, that pushed the vessel along right nicely. Upon submergence radio commands, the diesel stopped, the exhaust sealed, the ballast tank flooded, and the electric motor-generator came on duty. Photos of the internals showed nary a space between the installations. It looked as if she'd float like a cannon ball. And yet, she had a lead keel. That's H₂O for juh.

CON'T ...

A highlight in the model's description (written by a buddy of the builder) was the incorporation of magnetic clutches (out of a Rank-Xerox copier) to shift from diesel to electric drive, or battery charging. Ain't THAT sompin'? In the article: not a word about the R/C system. But at a good guess, channel expanders to expand channel expanders must have entered the picture.

The sadder than sad news out of the article's epilogue was that, either upon the first or second trial run in a lake, the model exploded and sank. Only a puff of smoke marked the spot of the mishap.

According to the eye-witness writer, the modeler took the event in stride, and vowed to "have another go." Later, the guessing went that the gel cell's fumes were ignited by either the heat or a spark from the diesel. But isn't this reported venture worthy of a standing ovation?

For the August "Sub Subject," suggestions regarding model submarine TX layouts will be offered; come fall, the October 1998 "Linkages" topic is to be revisited. Romamus Unicum

* * *

THE TALL SHIPS ARE COMING ! **Richmond International Model Ship Competition and Display** **August 8 -12, 2002**


As part of the first visit of Tall Ships to the Pacific Northwest in over 100 years, The VMSS has been invited to participate in a MAJOR MODEL SHIP EVENT from August 8 -12, 2002. The City of Richmond International Model Ship Competition and Display, sponsored by the City of Richmond, Richmond Rotary Clubs, the Vancouver Maritime Museum, and NorthernStarMall.com will take place at the beautiful Richmond City Hall on the outskirts of Vancouver BC.

There will be prizes awarded in ALL major categories, including kit built models too. Those who do not wish to enter the competition can enter their models for "display only" will have the satisfaction of joining dozens of Modelers from Clubs all over the Pacific Northwest to show their work to an appreciative international audience estimated as high as 20,000.

It also provides members with an ideal opportunity to view the 20 Tall Ships which will be arriving at the historic harbour at Steveston, 10 minutes from the Model Ship Display. Full security and transportation is being offered for models from Vancouver Island and two VMSS executive members will be accompanying them to and from Richmond to make sure no damage occurs.

With over 100 models already registered, the VMSS has been asked to contribute 40 models and we would appreciate a high level of support from all our Members so that our Club has a high profile of participation in this important celebration of model ship building. This is anticipated to be the largest Model Ship Display to have ever taken place in the Pacific NorthWest.

A leaflet is enclosed with this "Binnacle" and further information will be available in the next few days. If any members require further details or assistance, please contact Jack Plummer (592-2021) or Paul Jordan (388-0059).



HOW TO STORE YOUR MODELS ?

Joop Clobus used to hang his Ben Latham from the ceiling on two very fine stainless steel wires. He would come in from sailing her on the local pond and then hang the vessel by a small eye on the back of the hounds. To augment his little display he had made a couple of leaping dolphins and suspended these on the waterline. A small low voltage ceiling downlighter highlighted the ship which I think he made at 1:24 scale or 1/2" to the foot. It all looked very effective.

One further added advantage hanging the ship from the ceiling was that neither of his cats could get at it and every vessel he made was displayed in this manner.

Thanks to R.Hillsden for submission

PROFILE:



by Binnacle Bill

Romain L. Klaasen started building model boats in Belgium at a very young age. One of his early achievements is proudly displayed in his well stocked library at his home. We will be hearing more about his models from Romain at a later date.

Arriving in Canada in 1953, he started a career in Real Estate, advancing into operating an Appraisal company. He continued as an appraiser and qualified as an expert court assessor and witness in the Western provinces and N.W.T. until his retirement in 1993.

In the 1990's Canada was woefully lacking in submarines, so Romain decided to build his own 'fleet'. Some of them can be seen in operation at the Dallas Road pond most Sundays. Romain generously supplies food to hungry 'submariners' at their annual submarine event at Thetis Lake.


His wife, Jose, keeps the 'sub pens' in grand order in their beautiful heritage home on Joan Crescent.

**Wanted:**

3-channel radio for new harbour fire boat.
Contact **Larry Donaldson** at (250) 382-3439

Wanted:

The new Club dingy requires a life jacket to be in accordance with Coast Guard regulations. Does anyone have one in their basement that they would donate to the Club? It would be much appreciated by all. Contact Rob Woodward at 474-5812



International One Metre
FLAT OUT
Designed and Manufactured by
Rob Woodward
250-474-5912
robwoodward@shaw.ca

Lowell's Hobbie Shop
Radio Control Boat Supplies
Box 181, RR1
Saulnierville Nova Scotia B0W 2Z0
Tel: 902-769-2277 Fax: 902-769-3177
lowell@ns.sympatco.ca
<http://www.geocities.com/Eureka/Plaza/9506/>

BC Shaver & Hobbies
Bob Rander
Garnet Rander
Harry Crosby
742 Fort St. Victoria BC V8W 1H2
(250) 383 0051
<http://www.bcshaver.com/>
Ship Kits & Accessories
Radio Control
Tools and Material




Huber's Trophies and Awards
Gillian and Jeff Huber
Suppliers of quality awards, plaques, trophies, lapel pins, name badges, medals, etc.
Custom Engraving Service, logos and plastic signage
(250) 383 0848
Fax: (250) 383 0304
352 Burnside Rd E, Victoria BC V9A 1A5
jhuber@netcom.ca



**flags
for
model ships**
Ron Hillsden
(250) 470-5760
<http://members.shaw.ca/modelflags/>

**KEN LOCKLEY
DESIGN & MODEL
PLANS/HULLS**
lockley@pacificcoast.net
4114 Cedar Hill Road Victoria BC V8N 3C4
250 477 5830
www.sail.to/modelboats

BANDIT BOATS

Fine Moulded Hulls
Tugboats, fishboats, hydros
tunnel hulls. mono deep V's

info@banditboats.com
www.banditboats.com
9769-6th Street, Sidney BC * 250-655-0994