

The Binnacle

Victoria Model Shipbuilding Society
4996 Georgia Park Terrace
Victoria, B.C., V8Y 2B9

Next Meeting **MAY 13** - 7:30 PM
313 Brunswick Place
Lower floor

ON THE HORIZON

INFORMATION ON UPCOMING EVENTS

- April 18** – Spring Sail Event
- April 30 – May 2** Western Ship Model Show Long Beach, CA
- May 2** – Opening Power Event * Battle of the Atlantic Sunday
- May 13** – Regular Meeting
- May 22 – 24** - Maple Bay Wooden Boat Regatta-
- June 1** – Sidney Historical Museum Display (one month)
- June 10** – Regular Meeting –fabricating in foam hull construction
- June 13** – Northwest Model Boat Regatta, Bellevue, Washington
- June 26** – Cowichan Bay Regatta
- July 1** – Canada Day Display – Tulista Park, Sidney
- July 4** – Strawberry Festival – Beaver Lake
- July 8** – Regular meeting – effective lighting for ship models

- * **POWER:** Sundays 10 – 12 Harrison Model Yacht Pond
- * **SAILING:** 1st & 3rd Sundays - 1 – 3 PM Beaver Lake

**HAPPY
EASTER**



**BRING & BUY
EVERY MEETING.
ALSO, BRING YOUR
CURRENT MODELLING
PROJECTS TO
MEETINGS FOR
SHOW & TELL**

MAPLE BAY WOODEN BOAT REGATTA has extended invitations to the VMSS members on an individual basis, open to all members. Join in with other R/C modellers from the rest of the Island who will also be there showing off their models. Lots to see, big 24' x 48' pool to play in, bring your boats.



From the Bridge

We are now two shows into the current season and the Club plan is tracking well. I would like to thank on behalf of us all, Tom Pound and John Gough as well as Bob Rainsford as always for the fine work at the Maritime Museum show. Also thanks to all those who helped and made it a success.

We are all praying for better weather to enable the weekend sailing to go ahead and now that spring is here I'm sure the good weather is right behind.

Note the invitation for RC members to attend the Maple Bay Boat Wooden Boat Festival and use their new 24 ft x 48 ft pool on the May 22-24th weekend.

Ken Scotten President

Victoria Model Shipbuilding Society Regular Meeting – 11 March, 2004

Minutes Extract

The President spoke about the need to maintain contact with Members who cannot come to meetings and events because of health problems, and asked that the Executive Committee be informed when such circumstances arise.

Arrangements were reviewed for VMSS participation in "Pirate School", the Spring Break Program at the Maritime Museum.

Our thanks to Jim Reslein for his extremely interesting and informative presentation on Wing in Ground Effect.

Tom Pound, Secretary

WELCOME NEW MEMBERS:



Bill Andrews: currently building Tug *Smit Nederland*; interested in getting together with other model builders to share ideas. Also collects Match Covers from around the world.

Don Halls: It's good to see Don returning to VMSS. Currently building a sloop in conjunction with David Powell and using a Dave Denton Hull

Russell Mitchuk: currently building a model of an American 19th century Brig. Good to see a static modeller in the club.

Bill Sturrock: currently building PT *Fermin* from 36" *Shelly Foss*. Also interested in aircraft and photography.

2004 Executive

President	Ken Scotten	472-6187
Vice-Pres.	Jack Plummer	592-2021
Secretary	Tom Pound	595-6487
Treasurer	Derek Woollard	658-1150
Entertainment	Paul Jordan John Gough	388-0059 479-1843
Binnacle Editor	Ron Hillsden	479-5760
Assistant Editor	Ken Lockley	477-5830
Publicity	Jack Ross	478-3191
Quartermaster	Bob Rainsford	383-2256
Director at Large	Mike Gibson	642-6540
Director at Large	Mike Woodley	598-8379

2004 SUB-COMMITTEE HEADS

Librarian	Jack Ross	478-3191
Webmaster:	Ron Hillsden	479-5760
City Parks Liaison	Ed Boddaert	746-4459
Binnacle Mailing	Bill Birch	592-6456
Show Co-ordinator	Derek Woollard	658-1150
Bandit Commodore	Rick Rainsford	382-0898

MEMBERS UNDER THE WEATHER

Cal Marshall
Art Tomsett
Norton Tustin



IN MEMORY OF:

Jerry Gadd Cdr, Navy (Ret'd), OMM, CD, a two year VMSS member, passed away Saturday, March 20, 2004. Born 1945, Formby, England he moved to Canada early in his life with his family. Jerry joined the Navy (ROTP) in 1963, graduated from UNB 1967 and started his full time Naval career. He was a specialist Weapons Officer. Jerry retired from the Navy in 1996 and worked at the Naval Simulator at NOTC, Venture, Workpoint Esquimalt for the past four years. He was a member of Christ Church Cathedral, the Vancouver Island Division Navy League of Canada and other local organizations, including NOAVI and VMSS. He is survived by his wife Ann; children, Matthew (Amy); Adrienne (Jordan); two brothers and sisters. His funeral was held at Christ Church Cathedral Thurs Mar 25th.

Jerry was not an active model builder but instead an avid sailor. When he gave up his real sail boat, he purchased a RC RENO, joined our club and enjoyed sailing Beaver Lake. He very much enjoyed this activity and did very well in his races. He was a special and jovial person who will be missed greatly by all who knew and loved him for his special warm and endearing attitude to people and all his activities.

Ken

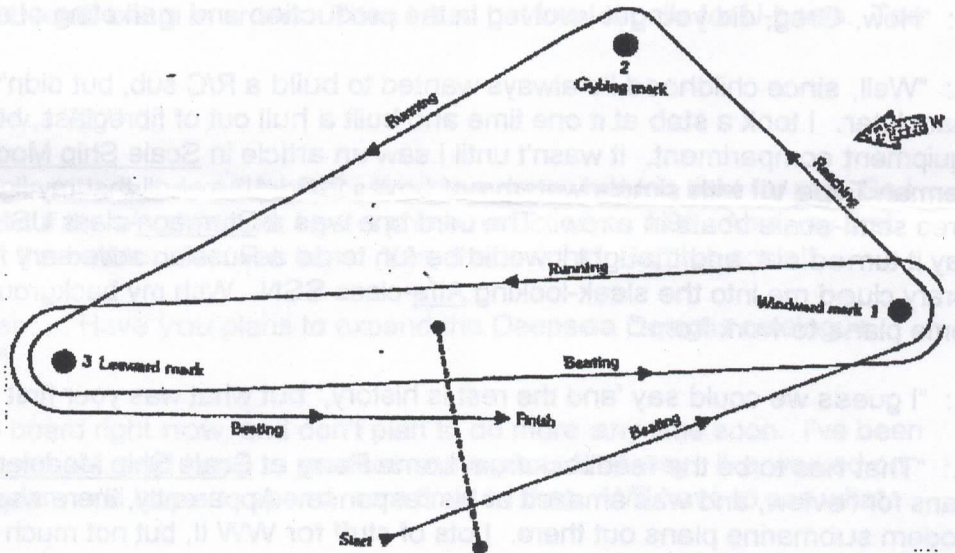
SPRING SAILING EVENT: APRIL 18/04

ATTENTION Sailor's: We have a 11:00 AM start for the **POWELL CUP SERIES #1**, this is a fun event for all members who have a sail boat or can borrow one, come and join in. Then after, we carry on a racing program using two fleets: **FLATOUT'S , RENO'S & KADET'S.** Depending on weather/wind we'll attempt 6-8 races. The number of entrees and frequency's will determine if we race as one fleet or separate class racing. Location is our Beaver Lake Venue and the gate will be open for yacht drop off then return car to main lot. Bring lunch & chair, etc. and even just come to watch or help.

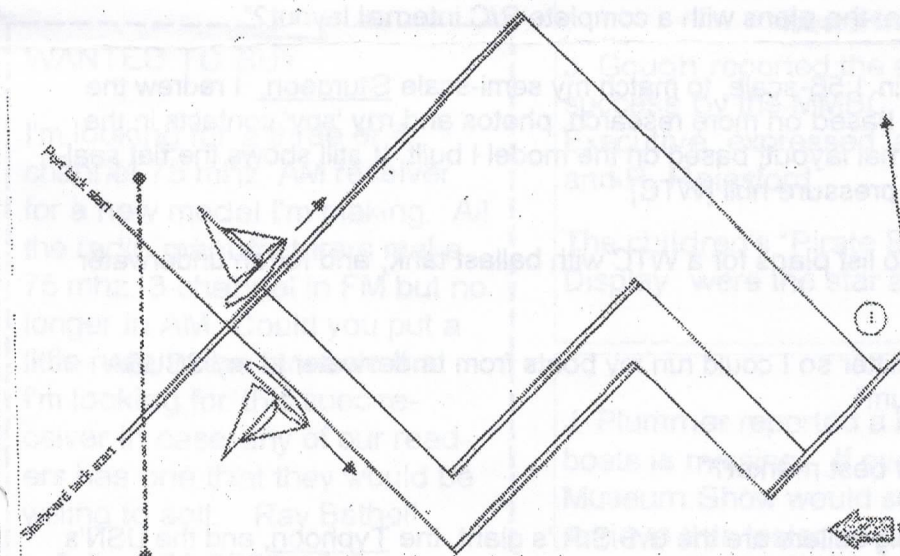
The following diagram is our standard Olympic Course and is what will be set out for the afternoon program. The Olympic Course sets up as follows:

1. Windward Leg ,
2. Reaching Leg ,
3. Reaching-running Leg,
4. Windward Leg,
5. Running Leg,
6. Windward to Finish.

Our usual triangle & sausage !!!!




STARBOARD RULE RIGHT A WAY: The drawing below shows two alternative options for getting to the windward mark. The boat that is on the double line is in position to have the right of way over any boat that is on the single line. This constitutes what is referred to as the STARBOARD RULE. You will notice with the direction of the wind indicated, that a yacht's main boom will be on the PORT side of the vessel, wind coming across the starboard side of the vessel. This is the one rule we have to maintain, similar to driving on the right side of the road, rather than being on the left to on coming traffic.



For our regatta, there is one penalty that we are obliged to Honour; if you hit a mark, you must make a 360° turn before you get to the next mark. Also, if you hit another yacht, you have to do a 360° turn. These three, very simple guides make the whole experience of round the buoy sailing fun and challenging. Let's use and enjoy our boats and the fun of camaraderie that this hobby sport gives.

THE SUB SUBJECT



Modelers who pursue accuracy in the prototype/model reflection often find it difficult to get reliable plans. That problem tends to be greater still for submarines.

Here in Victoria, BC, we are fortunate to have a resident researcher-draftsman, namely Greg Sharpe of Deepsea Designs (www.deepseadesigns.net). Greg kindly assisted in the format of the following interview.

R.: "How, Greg, did you get involved in the production and marketing of model sub plans?"

G.: "Well, since childhood I'd always wanted to build a R/C sub, but didn't have the money or resources till years later. I took a stab at it one time and built a hull out of fibreglass, but had a lot of trouble in sealing the equipment compartment. It wasn't until I saw an article in Scale Ship Modeler Magazine that showed a German Type VII with simple waterproof boxes inside the shell that my light turned on. After that, I built three semi-scale boats in a row. The third one was a Sturgeon-class USN boat. I was quite happy with the way it turned out, and thought it would be fun to do a Russian adversary for her. Then, my research at the library clued me into the sleek-looking Alfa-class SSN. With my background in art, I decided to draw up some plans to work from."

R.: "I guess we could say 'and the rest is history,' but what was your first success . . . Your first break?"

G.: "That has to be the feedback from Lorne Perry at Scale Ship Modeler. I sent him a copy of the Alfa plans for review, and was amazed at his response. Apparently, there was at the time very little in the way of modern submarine plans out there. Lots of stuff for WW II, but not much for the slick-looking new ones. That's what got me going—the combination of positive feedback and the fact that my creative juices were running amok. Wow! Drawing and cool toys! What could be better?"

R.: "Why did you pursue the Ruskies' sub fleet? Personally . . . I—"

G.: "They looked great to me! The Alfa was the best looking sub I'd seen. Up until I started getting into this the only boats I knew about were the USN types. The sail on the Alfa was great looking and made perfect sense to me. I thought, 'how exotic.' Also, it was the fastest and deepest diving boat in the world. Yup. Pretty cool."

R.: "That's the Alfa you put out in 1:72-scale; the plans with a complete R/C internal layout?"

G.: "Eventually, yes. The original set was in 1:56-scale, to match my semi-scale Sturgeon. I redrew the Alfa plans to 1:72 and made other changes based on more research, photos and my 'spy' contacts in the SubCommittee. Then I also added the internal layout, based on the model I built. It still shows the flat sealing lid. I've since adopted the cylinder type pressure hull [WTC]."

R.: "I noticed in your catalogue that you also list plans for a WTC with ballast tank, and for an underwater TX case."

G.: "That's right. I built a waterproof transmitter so I could run my boats from underwater in my SCUBA gear. I've got to tell you: That's a LOT of fun!"

R.: "Bully for you, Greg, but where lies your best market?"

G.: "Most of my plans go to the U.S. The big sellers are the U.S.S.R.'s giant, the Typhoon, and the USN's Los Angeles-class of attack subs [SSNs]."



R.: "Cost, Greg . . . Prices?"

G.: "I've kept my prices the same for years, but just lately had to raise them slightly to cover higher printing and shipping cost. They now go for \$18.00 to \$25.00 a set — depending on size."

R.: "Is there a steady demand for sub plans?"

G.: "It seems to cycle about the same every year: increases before Christmas and in spring. My guess is that many look for winter projects and, also, get jazzed up after seeing others' models in the water come springtime. Also, new movies with a sub motif bring in orders. Then I also get lots of calls for U-boats. Too bad (yuk, yuk) I don't sell those!"

R.: "Turning to scale: why 1:96 and why 1:72?"

G.: "Well, 1:96 is a popular scale, but I find it a tad small for R/C. It can be done, but too tight for me. So I like 1:72. I tend to draw in that scale, but if there's demand, I get a photo reduction to 1:96. Also, my first true scale model, the Alfa, would just fit the bathtub for 'wet' tests. Yes, that's right! Bathtub scale!"

R.: "For a last question, Greg: I wonder . . . Have you plans to expand the Deepsea Designs catalogue from five USN and four U.S.S.R. jobs?"

G.: "I don't have any new plans on the board right now, and don't plan to do more any time soon. I've been teaching myself CAD drawing on the computer, and hope to produce some plans that way. I've worked on and off on a new Jules Verne Nautilus plan, and hope to spend more time on that. Will have to see what the future holds."

R.: "Thanks, Greg, for your time and help. And thank you VERY MUCH for your good work. I'm sure I speak for many among us sub modelers."

The "Sub Subject" in the May and June Binnacle will report a chance and very strange encounter with "Sam" — a strange character with a (claimed) 19-years' of service on sundry submarines of sundry flags — mostly in the Mediterranean. The split-up report will read like fiction.

*** Romanus Unicum ***

WANTED TO BUY

I'm looking for a three or 4 channel 75 mhz. AM receiver for a new model I'm making. All the radio manufacturers make 75 mhz. 3 channel in FM but no longer in AM. Could you put a little note in the binnacle that I'm looking for this spec receiver in case any of our readers has one that they would be willing to sell. Ray Bethell

* * 474-7565 * *

Maritime Museum Event:

J. Gough reported the entire 3-day event was considered a success by the MMBC. The President, on behalf of the Executive, expressed appreciation to J. Gough, T. Pound and R. Rainsford.

The children's "Pirate Ship" model building and VMSS Display were the star attractions with an estimated 110

** MISSING **

J. Plummer reported a battery testing device for the Bandit boats is missing. If everybody who was at the Maritime Museum Show would search their memory and help us retrieve this tester as part as the Bandit equipment kit.

OUR GOOD OLD "BONNIE C"

COPIED FROM
"THE BINNACLE" APRIL 1995

SHE FLOATS !

She sure does, she is of course the club's "BONNIE 'C'", believe it or not this is the static model that along with two other models, were donated to the club as part of her husband's estate, by Ms. Bonnie Chadwick of the western communities.

The wizardry of turning a static model into a fully operational R/C Club Boat was performed by Fred Stolzenberg. Fred was a very active club member and sadly passed away 3-4 years ago.

This should give us a fine little boat for the kids who come down to the pond to try their hand at a real R/C boat.

Written by Gil Templeman April/95



Photo credit: Mike Gibson

FOR SALE:

VICTORIA SAILBOAT: Rigged with the Powell modifications to improve performance, comes with Avenger AV2R radio on Ch 78 \$200 obo Rick Libbey 383-1197 richard.james.libbey@shaw.ca

RENO SAILBOAT: ready to sail Bob Rainsford 383-2256

MODEL SHIPYARD DAVE DENTON

GOOD QUALITY FIBREGLASS HULLS

POWER & SAIL

TUG - SCHOONER - SLOOP - GILL NETTER
250 - 478 - 1800

BC Shaver & Hobbies

Bob Rancier
Garnet Rancier

742 Fort St. Victoria BC V8W 1H2
(250) 383 0051
<http://www.bcshaver.com/>

Ship Kits & Accessories
Radio Control
Tools and Materiel

KEN LOCKLEY DESIGN & MODEL

Plans for Wood Construction

lockley@pacificcoast.net

4114 Cedar Hill Road Victoria BC V8N 3C4

250 477 5830

www.sail.to/modelboats

flags for model ships

Ron Hillsden
(250) 470-5760

<http://members.shaw.ca/modelflags/>

BANDIT BOATS

Fine Moulded Hulls

Tugboats, fishboats, hydros
tunnel hulls. mono deep V's

info@banditboats.com
www.banditboats.com
9769-5th Street, Sidney BC * 250-655-0984

Lowell's Hobbie Shop Radio Control Boat Supplies

Box 181, RR1

Saultnierville Nova Scotia B0W 2Z0

Tel: 902-769-2277

Fax: 902-769-3177

lowell@ns.sympatico.ca

<http://www.geocities.com/Eureka/Plaza/9506/>