

The Binnacle

OCTOBER 1995



Next Meeting November 9th, 1995 - 7:30 p.m.
Royal Oak Scout Hall

VICTORIA MODEL SHIPBUILDING SOCIETY
BOX 45083 MAYFAIR POSTAL OUTLET
VICTORIA, B.C.
V8Z 7G9

Executive Committee 1995

PRESIDENT	BILL HUCKIN	652-5264
VICE. PRES.	RON ARMSTRONG	391-0101
SECRETARY	JACK PLUMMER	592-2021
TREASURER	DON McCLEOD	478-5380

DIRECTORS

LIBRARIAN	DOUG DYER	658-5645
NEWSLETTER	GIL TEMPLEMAN	474-1452
ENTERTAINMENT	BILL BIRCH	592-6456
	DOUG ATKINS	595-8979
	ROB WOODWORD	474-5912

UPCOMING EVENTS

October 20th, 21st and 22nd. 1995
Mid Vancouver Island Marine Modelers
Country Club Mall (indoors) see reprint
of A. Clozza's Letter of September 95.

October 28th & 29th
V.M.S.S. STAR/E.C.-12 REGATTA
Hamsterley Beach
Elk Lake
10 a.m. both days
\$5.00 entry fee first boat, \$1.00 for each additional
boat.

November 9th, 1995
V.M.S.S. Regular Monthly Meeting
Nominations and Elections for
Executive Committee for 1996.

December 14th, 1995
V.M.S.S. Annual Christmas Social
Ticket price and further information to be discussed at
next meeting, book early! this usually sells out.

Watch for Fall Sailing Program
Elk Lake
Times and details later.

FOR "SAIL"

36" Power boat
Teak Decks
Many working items
A must see
Asking \$500.00

Boom boat
Russ Hayden Hull
Working lights
Working forward boom
Asking \$250.00

50" Marblehead
Re-painted
Re-decked
Comes with keel & rudder
No winch
Comes with 1 mast & sails
Asking \$100.00

EC 12 meter "Flat out"
Comes with:
1 "A" rig/sails
1 "B" rig/sails
Sail winch, Servos
Extremely fast boat
All that's needed is a 2
channel radio
Asking \$500.00

Rob Woodward
474-5912

PLEASE WELCOME NEW MEMBERS:

Mr. Barry Lake
124 Leila Pl.
Victoria, B.C.
478-1188 - V9B 2J3

Mr. Bob McKay
4-871 Parklands Dr.
Esquimalt, B.C.
384-5161 - V9A 4L6



PILLAR BUOYS

Using an empty (half pint) butane cylinder or possibly a used oil filter, cut off the end and trim about an inch of the metal cylinder from the top. Invert the concave bottom and solder it back on to the remaining top piece to give an overall oval effect to the cannister which will be the floating body of the buoy. If you wish to illuminate the buoy with a flashing light, then scribe the circumference of the base of a pill bottle on the top of the cannister and using tin snips, remove the core so that the bottle inserts easily to its cap. Two part epoxy can be used to cement the pill bottle or battery receptacle in place. The cap of the battery receptacle is then drilled to accommodate a pair of wires. A small metal screw type cap can then be used to house the toggle switch that is epoxied into place and a similar hole is drilled through the cap to allow the electrical wires to reach the top of the buoy.

The pillar frame is constructed from square tubular brass as per the diagram and fastened to the body of the buoy by pins that have been soldered into its feet. Four holes, the same diameter as the pins, are then drilled into the float or body of the buoy so that the pillar frame stands directly square with the top of the buoy. The neck and base of a small sized gas line anti-freeze bottle is then weighted with a mixture of BB shot and epoxy and poured into the bottle to act as a ballast for the buoy, and is then fastened to the bottom of the buoy using epoxy. The flashing lamp can be obtained from any dept. store that handles the tiny Xmas tree

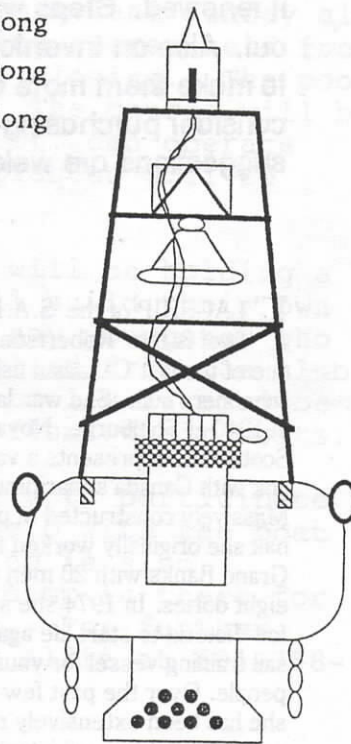
light sets and can be enclosed in the clear acrylic protective cap that you find on miniature spray bottles. Tie down lugs for the tops and bottom of the buoy can be constructed from brass tubing. The radar reflector is made from scrap tin and soldered into position under between the light and the bell, the latter being available at your local craft shop.

The following material is utilized to construct the pillar frame:

- four pieces of 3mm square brass tubing 4" long
- 4 pieces of 3mm square brass tubing 1 1/2" long
- 4 pieces of 3mm square brass tubing 1 3/8" long
- 4 pieces of 3mm square brass tubing 1 1/4" long
- 4 pieces of 3mm angular brass tubing 2 1/4" long
- 2 pieces of 3.5 mm flat brass 1 3/4" long

See attached diagram for details

by Jack Plummer /95



TEL: (604) 478-0959

FAX: (604) 642-2084



LANGFORD R/C & HOBBIES

DIE-CAST
MODELS - Static & Radio Controlled
GAMES, PUZZLES, and MUCH MORE

DOUG NEX
RES: (604) 642-3473

2810-A JACKLIN ROAD
VICTORIA, B.C. V9B 5A4



Library Report


An inventory of the club's collection of books has been completed and there are many books still missing. I Urge all members to check their bookshelves at home for any of the club's missing books. Books may be returned at the next meeting or dropped off to any member of the executive.

The new loan period will be for one month at a time, If you need a book for longer, that is fine, just bring it to the next meeting to have it renewed. Steps will be taken to make it easier to check books out. Also an inventory of magazines will be completed next month to make them more accessible. Later in the year the club will consider purchasing books to add to the collection, Your suggestions are welcome!

Doug Dyer - Librarian

FLAGSHIP of the 'S.A.L.T.S.' fleet is the "Robertson II", one of the last Canadian fishing schooners built. She was launched in 1940 at Shelburne, Nova Scotia, and represents a valuable link with Canada's maritime past. Massively constructed of pine and oak she originally worked the Grand Banks with 20 men and eight dories. In 1974 she set sail for Victoria to start life again as a sail training vessel for young people. Over the past few years she has been extensively re-fitted and restored to her historic rig.

Sparred Length:	130'
Length on Deck:	105'
Beam:	22'
Draught:	12'
Displacement:	150 tons
Rig:	Gaff Schooner
Accommodation:	5 crew, 30 trainees



Robertson II

MID VANCOUVER ISLAND MARINE MODELERS

NANAIMO, B.C.

Fellow Modeler:

The Van. Isle. Marine Modelers will be installing their pool in Country Club Mall on October the 20th, 21st, and 22nd. The pool will be available for free running from Friday 12 p.m. to closing. Sat. from opening to 1 p.m. and Sunday all day. On Saturday, there will be a steering course held from 1 p.m. till 4 p.m. with free running till closing. The pool is 20 ft. by 25 ft. and ten inches deep. The course will be set up for smaller models but model to 3 ft. can operate free running. First, second, and third plaques will be awarded for the steering course.

On Saturday, from 10 a.m. till 2 p.m. we will be holding a boat building session for juniors who will build their own boats from cut blanks. This will be for any youngster who wishes to participate. Help will be supplied from the club members to assist the children. A small pool will also be set up for the children so that they may float their boats.

We would like to invite you and your family to participate in this event. You would be welcome to help with the boat building if you so wish. Overnight parking is also available in the parking area and a sani dump is there for your use. Hoping to see you at our event. For further information call Bruno at 604-753-7984 or Alfie at 604-758-9208.

Yours Truly,



A.B. Clozza,
Pres. M.V.I.M.M.



The New Generation of Model Yacht Fittings.

BEN RUSI

tel: 604 920 8630 fax: 604 380 7784



Bob Rancier
Garnett Rancier

B.C. SHAVER SHOP LTD.

Hobby supplies and shavers

742 Fort St.
Victoria, B.C.
V8W 1H2

333-0351



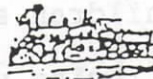
Quality Tool CRIB


WE CARRY A 1000 PIECE TOOL SELECTION
35 TARP SIZES ARE AVAILABLE

HANK
478-4666

725 GOLDSTREAM AVENUE
VICTORIA, B.C. V9B 2X4
FAX: 478-4666

ROLAND
478-4666



SIDNEY 

HOBBIES & SHAVERS

open Tuesday thru Saturday
10.00 am till 5.30 pm

9788a 2nd st. Sidney

655-3622

