

The Binnacle

MAY 1994



Next meeting June 9th, 1994 7:30 p.m.
Royal Oak Scout Hall

VICTORIA MODEL SHIPBUILDING SOCIETY
BOX 45083 MAYFAIR POSTAL OUTLET
VICTORIA, B. C.
V8Z 7G9

Executive Committee 1994

PRESIDENT	BILL HUCKIN		652-5264
VICE PRES.	RON ARMSTRONG	PUBLICITY	478-4974
SECRETARY	JACK PLUMMER		592-2021
TREASURER	DON MCCLEOD		478-5380
DIRECTORS	DOUG DYER	LIBRARIAN	658-5645
	GIL TEMPLEMAN	NEWS LETTER	474-1452
	BILL BIRCH	ENTERTAINMENT	592-6456
	DICK BRYANT	SPECIAL EVENT	656-9908
	CHRIS TAYLOR		652-1331
	GEOFF WALTON	ROVING REPORTER	592-5874

UPCOMING EVENTS

May 21st & 22nd, 1994

Victoria Harbour Festival

Carillon Pond at the B.C. Museum

11:00 a.m. to 3:00 p.m. both days

V.M.S.S. Annual Regatta, Sept. 10th, 1994 (Saturday)

Sailing Preliminaries, 12:00 - 4:00 p.m.

Sunday, Sept. 11th, 1994

Sailing Cups finals, static judging & R.C.

Power & Steering Course (prize giving)

8:00 - 4:00 p.m.

Winter months till June

First and Third Sunday

Sailing South end of Elk Lake, 1:00 - 3:00 p.m.

Every weekend (weather permits)

R.C. power / 1 m. R.C. Sailing

Harrison Pond

NORC I Regatta April 9 and 10 , 1994. by Henk Meursing.

We were very fortunate to have good weather, indeed much better than was predicted. The twelve meters on the first day that had enough wind to complete the course, however the wind was shifting very often, and therefore the course had to be changed various times. The second day was light wind for the Marbleheads they started in a light fog but later on it cleared up and the wind strengthened a bit. All in all it was a good event.

Derek Baker and Ken Lockley *as race directors did again an excellent job. And so did our ladies-members, Lois Lockley and Judy Hillsden in serving a lunch at noon time.

The banquet was very animated and we saw the video of the day which was made by Jack Lenfesty and was highly enjoyed. Thank to all our club members who helped to the success of this. The results were as follows:

EC 12

Marblehead:

1. Jerry Brower	22.4	1. Blair Vankoughnett	13.4
2. Bob Sterne	33.1	2. Bob Sterne	21.2
3. Rob Woodward	42.4	3. Bud Fassnacht	34.1
4. Ron Banner	56.7	4. Doug Gilbert	41
5. Chris Rennie	61.7	5. Jerry Brower	54.7
6. Steve young	63.4	6. Rolf Broch	59.4
7. Skip Cole	79.7	7. Scott Ringrose	80
8. Brian Campbell	81.7	8. John Cavelti	84
9. Joe Bostjancic	86.7	9. Tod Gilbert	91
10. Russ Hayden	87	10. Norman Boatwright	99

11 Baird McLean 113

12 Ron Hillsden 118

13 Glenn Newmeyer 121

first competitor:

Jerry Brower

first competitor:

Ron Banner

most improved:

Doug Gilbert

most improved:.

Doug Gilbert

Award for the junior competitor : Tod Gilbert

Making Multiple Parts - Casting with Epoxy

By Doug Dyer

PART 2

Last month steps 1 and 2 described how to make the latex mold. So, as not to keep you in suspense any longer, here are steps 3 and 4.

STEP 3 CHOOSE YOUR CASTING MATERIAL

There are many products on the market which can be used to cast the final part. I am using a 30- minute epoxy made by Industrial Formulators, because I already had some of this material which I use for other purposes. This 30 min epoxy has two disadvantages, 1) it is a two part mixture, which must be accurately measured, 2) while it can be removed from the mold in six hours it can take up to a week to become 100% hard.

Pelagic Plastics on Burnside Rd. also sells a liquid plastic Material specifically for casting, it requires no mixing, however it costs about \$10, and is not an all- purpose product, like the 30 min epoxy. Some research into this subject may turn up some other useful products.

STEP 4. CASTING

I recommend that one refer to the instructions on their specific casting material, before starting this step. When the material is mixed it can be applied to the mold by pouring it straight in, or by pouring with a toothpick. Use a toothpick, or a small brush to dislodge any bubbles inside the mold. After the casting is hard it can be removed from the mold. The diagram shows how to use a small box (like a Jello box) to support the mold while the epoxy hardens.

Now that I have just produced this rambling piece of text, I have probably put most people to sleep, and totally confused the rest of you. This is actually a lot simpler than I have made it sound. I suggest that you obtain some Mold Builder, read the directions, and try it for yourself and disregard this piece of verbal diarrhea!

- ★ Cold Cure Epoxy
- ★ Steelcote Epoxy Paint
- ★ Endura Polyurethane Paint
- ★ Fiberglass Materials
- ★ Z Spar Marine Paints
- ★ Plexiglas®
- ★ Styrofoam & Ethafoam.



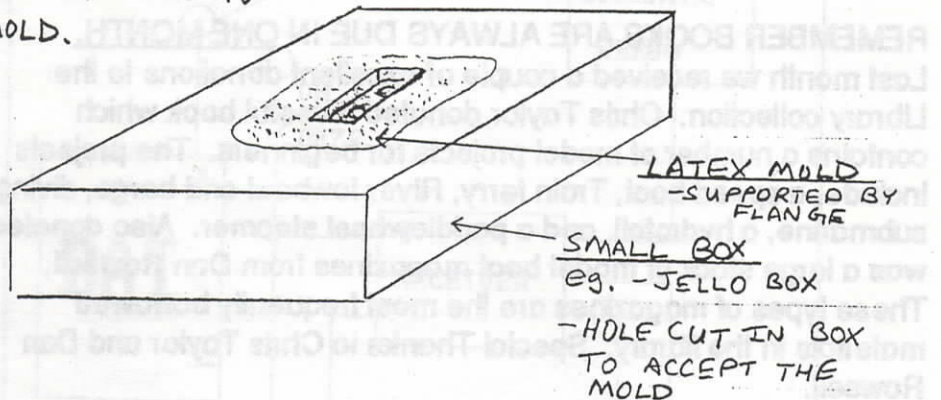
PACIFIC INDUSTRIES (1974) LTD.

428 BURNSIDE ROAD E.
VICTORIA, B.C.

386-1811 or 386-7814

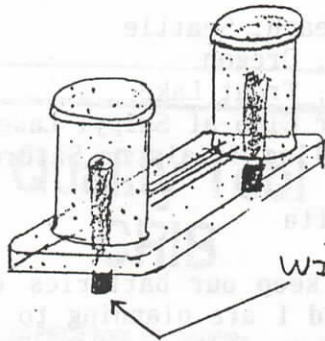
POURING THE CASTING MATERIAL

* IMPORTANT - USE TOOTH PICK
TO "BRUSH OUT" ANY AIR
BUBBLES ONCE THE EPOXY
IS POURED INTO
MOLD.




CASTING MATERIAL, IN THIS CASE 30 MIN EPOXY FROM
INDUSTRIAL FORMULATORS, WAS USED. THIS EPOXY
CAN BE POURED IN FOR A LARGE MOLD OR
SCOOPED IN FOR A SMALL MOLD.

THE FINISHED BOLLARD



THE CAST PRODUCT IS SEMI-
TRANSPARENT - IT SHOULD
HAVE A LIGHT SANDING
BEFORE PAINTING.



LIBRARY REPORT

REMEMBER BOOKS ARE ALWAYS DUE IN ONE MONTH.

Last month we received a couple of excellent donations to the Library collection. Chris Taylor donated a useful book which contains a number of model projects for beginners. The projects include, a speed boat, Train ferry, River towboat and barge, diving submarine, a hydrofoil, and a paddlewheel steamer. Also donated was a large stack of model boat magazines from Dan Rowsell. These types of magazines are the most frequently borrowed materials in the library. Special Thanks to Chris Taylor and Dan Rowsell.

Doug Dyer, Librarian.
May, 1994.

Sailor's Corner

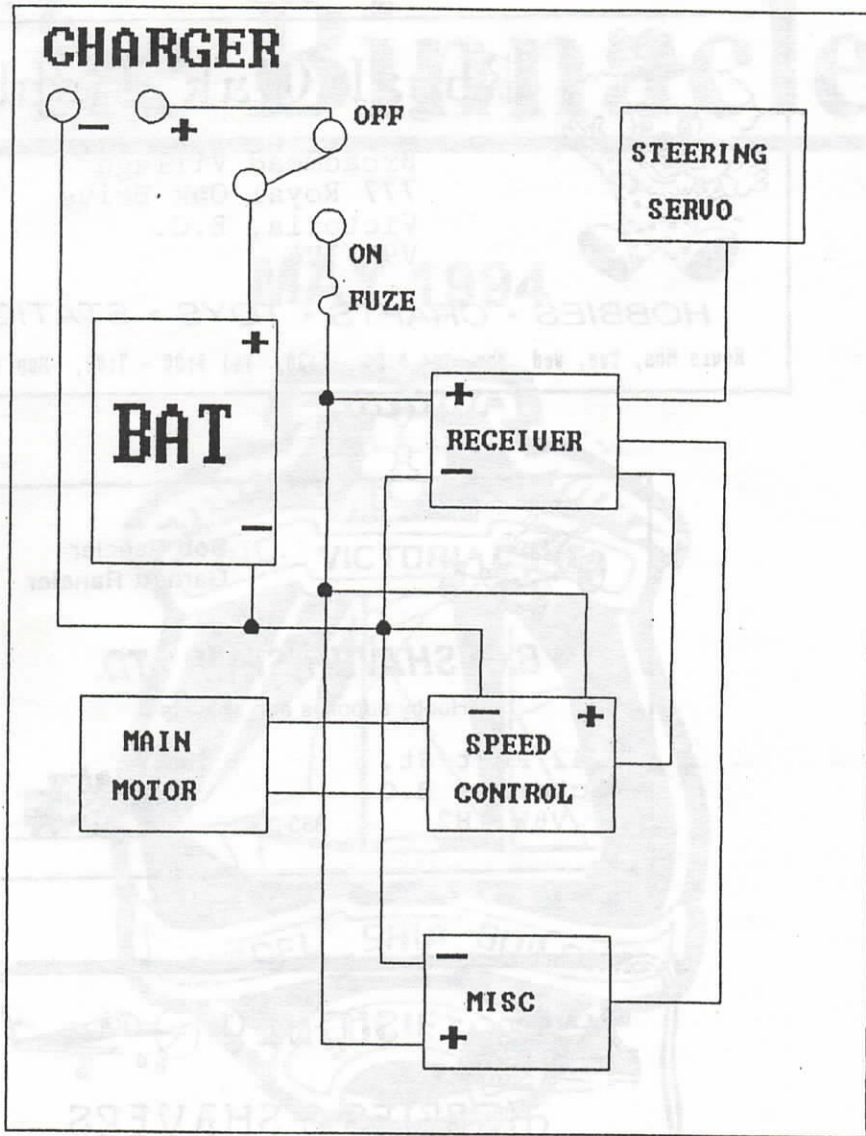
Summer Sailing

Our current series finishes May 16 and awards will be presented at the September V.M.S.S. regular meeting.

Remember our regatta dates listed below:

May 14 & 15	Norc II at Juanata Beach, Seattle
June 18 & 19	Norc III at Portland, Oregon
July 16 & 17	Norc IV at Vancouver, Trout Lake
Sept. 10 & 11	Norc V at Gig Harbour Club at Suipyi Lake
Sept. 10 & 11	V.M.S.S. Regatta Sailing Trials on Saturday with Sail Off on Sunday
October 29	1st Annual STAR Regatta

Let's support these events above and keep our batteries up for casual sailing when the phone rings. Lois and I are planning to sail on Mayne Island this summer. See you at the water. K.L.



Quality Tool CRIB

WE CARRY A 1000 PIECE TOOL SELECTION
35 TARP SIZES ARE AVAILABLE

HANK
478-4666

725 GOLDSTREAM AVENUE
VICTORIA, B.C. V9B 2X4
FAX: 478-4666

ROLAND
478-4666

Derek Baker



Royal Oak Hobbies

Broadmead Village
777 Royal Oak Drive
Victoria, B.C.
V9X 1V4

HOBBIES • CRAFTS • TOYS • STATIONERY

Hours Mon, Tue, Wed, Thu, Sat 9:00 - 5:30, Fri 9:00 - 7:00, Sun 12:00 - 5:00



Bob Rancier
Garnett Rancier

B.C. SHAVER SHOP LTD.

Hobby supplies and shavers

742 Fort St.
Victoria, B.C.
V8W 1H2

383-0051



SIDNEY



HOBBIES & SHAVERS

open Tuesday thru Saturday
10:00 a.m. till 5:30 p.m.

9788a 2nd st. Sidney

655-3622

