


August 2017 Volume 39, Issue 8



THE BINNACLE

Victoria Model Boats
Victoria, BC





**From
The Bridge**

Well, it sure is hot, but cooler down at the Pond. Summer Fest is coming August 20, so tune up your boat handling skills. Mark has four new barges to put into the contest with new courses as well.

We still need to sign up a few more people for the Saanich Fair, Sept. 2, 3, and 4 (free day pass). Please call me at (250)704-6736 or email to jamescox@shaw.ca. This year Arnold McCutcheon will be giving away free boats at the Saanich Fair – way to go Arnold

The next meeting will be held at the church. We need a volunteer or two to take over Bill Andrews duties temporarily, as Bill has some medical issues.

Donations to “Romain’s Bench” are coming in – any amount is welcomed.

I encourage members to submit articles to the Binnacle about your projects and the techniques you are using. It’s always nice to hear about how others are doing. Remember – boating is **FUN** ! It is not supposed to be serious work!

Jim Cox, President



2017 Executive Committee

<i>President: James Cox</i>	382-3266
<i>Vice-Pres: Pascal Smyth</i>	508-1016
<i>Secretary: Bev Andrews</i>	479-2761
<i>Treasurer: Mike Creasy</i>	888-4860
<i>Director @ Large: Terry Gerard</i>	384-0604
<i>Show Coordinator: Bill Andrews</i>	479-2761
<i>Binnacle Editor: Scott Munford</i>	382-1673
<i>Quartermaster: Terry Gerard</i>	384-0604
<i>CRD Liaison: Adrian Harrison</i>	592-4232
<i>Parks Liaison: Mike Claxton</i>	479-6367
<i>Sailing Director: Peter Stevens</i>	656-8999
<i>Membership: Bev Andrews</i>	479-2761

All above (250) area code



ON THE RADAR

INFORMATION ON UPCOMING EVENTS

Summer Fest: August 20th
Saanich Fair: September 2nd-4th



Meetings: Second Thursday 7:30-9:30
St. Peter’s Anglican Church, Lakehill
3939 St. Peter’s Rd.
Upcoming Meetings: August 10th,
September 14th, October 12th



POWER: Sundays 10 – 12
Harrison Model Yacht Pond (HMYP)
Dallas Road at Government Street



SAILING: 1st and 3rd Sundays
Beaver Lake



LANGFORD LAKE
Wednesdays 9:30
Langford Lake, Leigh Rd at Trillium



Victoria Model Shipbuilding Society
General Membership Meeting - July 13th, 2017







Building the Fairmile "C" part 4 by Ken Lockley



This month we will finish up the project with pictures and description of deck detail etc. I used styrene almost entirely, with exception of wood carved dingy and life rafts. Life lines and stanchions are brass and Dacron cord. The splinter mats around the guns are thanks to wife Lois and her sewing skills.

For any of you who haven't tried styrene, it's so easy a material to work with and you can achieve small objects that also paint very easy. Styrene is kind to painters.

I purchased sheet styrene at Industrial Plastics and individual strips and shapes from BC Shaver Shop.

COWL VENTS:

Ron Turner, a guest at our clubs 150 year birthday bash at Harrison Pond, brought his Fairmile "B". A nicely constructed, nearly finished vessel. Many of us were impressed with his cowl vents, which he made himself. He's forwarded these 4 pictures showing how he creates the cowl shape. Thanks Ron, for passing your skill for us to see. His model QO69 is the vessel that his father served 70 years ago in Esquimalt.



Ron's father served on Fairmile QO69, nearly 70 years ago here in Esquimalt and that is what inspired his model.





FORE DECK:

The picture to the right shows my windlass, hatch cover, deck vents, bollards, rope coil and chocks. Styrene mostly but the bollards are made from push pins shortened up to give a round look. Cut 1/8" out and re glue. All quite simple but effective together.



GUNS FORE AND AFT:

Gun detail shows the gun cage, with gun mounted with splinter mats protecting the gun team. Splinters were a huge hazard for all deck crew. As the war at sea progressed, more mats were used. Lois crafted these for the model out of cotton fabric.



Stern View:

Rope coil in front of smoke makers. Bollards and depth charges either side. Railings were one of the biggest jobs of building the entire model. Just the number of stanchion base needed was a time consuming process.



Over the next few weeks I will try making some cowl vents and get them installed. Also I need to make a flag staff for the stern.



Pictures below show more deck detail with lifeboat. Also shows the herring bone decking.



This photo shows cabin companion way, guns, lifeboat and mast base with halyards.

The Off/On switch controlling the battery and speed control is located under the hatch with lifeboat. I figured I better put my name and phone number in case I lost the vessel somehow...



These two photos show the battery being able to be pushed back, under the radio board. This was a better weight distribution after initial sea trials. Thanks Jim Renfrew for this suggestion.





Cockpit detail showing Life Rafts, Hatches etc.



CONCLUSION:

The Fairmile "C", as you see it here has been about seven months of hobby time and has given me a most enjoyable build. The research has made me far more interested in "British Coastal Forces" and the brave young men that manned these small wooden boats using gasoline engines that could blow up at any time when they were in action. Sharing the project through the club newsletter has also been an experience that I have enjoyed and also learned a little at the same time.

The original Vic Smeed drawing of the 1950's of the Fairmile was also a great help.

I will enjoy running MGB 315 at Harrison Yacht Pond over the months ahead.

Keep Charging those Batteries!!!!!! See you at Harrison !!

Thanks Jim Renfrew for in the water pictures.





The Victoria Model Shipbuilding Society is a non-profit club, open to all, established in 1978 under the Societies Act of B.C.

Mailing address:
106-4480 West Saanich Road
Box 55
Victoria, BC V8Z 3E9

BC Shaver & Hobbies

Garnet Rancier

742 Fort St, Victoria BC V8W 1H2
(250) 383 0051
<http://www.bcshaver.com/>



Ship Kits & Accessories
Radio Control
Tools and Materiel



INDUSTRIAL PLASTICS & PAINTS

HERITAGE HOUSE



TROPHIES & AWARDS

HERITAGE HOUSE TROPHIES & AWARDS

135-2745 Veterans Memorial Parkway, Langford
250-590-5446

website: www.heritagehousetrophies.com
e-mail: hhtrophies@shaw.ca