




# *THE BINNACLE*

Victoria Model Boats  
Victoria, BC



VMSS President **Mike Claxton** congratulates **Byron Calverley** for winning Public Choice for "**The Master**" and Modellers Choice for "**Kelly Ann**".





### From The Bridge

The Westshore Hobby Show for 2015 is now done, the pond drained and the boats headed to their respective boat houses. Thanks very much to all the members that came out over the three days and helped make it another active year. We had a few more boats on display than the last couple of years – a good mix of boats including some of **Steve Martin's** fleet from Nanaimo. It was a good opportunity to discuss building ideas and see what others have for suggestions.

Thanks also to the BC Shaver Shop and Langford Tech Cave for their donations for prizes. Please remember to support these hobby shops.

We will try and compile a list of boating activities coming up in the next few months. The Nanaimo club hosts a show in early April, the Maple Bay Marina has posted their Wooden Boat Show on their website. We'll try and have the dates in time for the March Binnacle.

We are always looking for ideas with respect to presentations at the monthly meetings. **Ron Hillsden** will be putting together a presentation on vacu-forming parts – it has been some time since this was demonstrated before and may be of interest to all of us. Please let us know if there are other topics that can be explored for future meetings. Something different and interesting – make it part of a show and tell presentation.

The sailing group have been meeting regularly these past few Sundays and I think a couple of members have also visited Salt Spring for a day of sailing. Take a drive out to Beaver Lake on a Sunday and see how these boats perform. Beaver Fever is coming up soon and we will see a number of entries from outside this club.



### ON THE RADAR

INFORMATION ON UPCOMING EVENTS

#### March 28-29th: Beaver Fever



**Meetings: Second Thursday 7:30-9:30**  
**St. Peter's Anglican Church, Lakehill**  
**3939 St. Peter's Rd.**  
**Upcoming Meetings: February 12th,**  
**March 12th, April 9th**



**POWER: Sundays 10 – 12**  
**Harrison Model Yacht Pond (HMYP)**  
**Dallas Road at Government Street**



**SAILING: 1st and 3rd Sundays**  
**Beaver Lake**



**LANGFORD LAKE**  
**Wednesdays 9:30**  
**Langford Lake, Leigh Rd at Trillium**

Congratulations to **Bryon Calverley**, **Ron Hillsden** and **Steve Martin** for getting the highest number of votes for their boats at Westshore. Photos of their models will be elsewhere in the Binnacle.

Back to the work bench, tweak the details and let's go boating.

See you at the pond,

**Mike**





## Victoria Model Shipbuilding Society

General Meeting – January 8, 2015

Called to order 7:40pm

Welcome to guests and new members. Guest tonight was **Terry Gerrard** who has been building a couple of Springer tugs to introduce his son to the hobby.

Health and Welfare – **Glen Newmeyer** is in the Penticton area waiting for a medical operation. Sends his regards.

Treasurer's report - **Mike Creasy** mixed up his Wednesday and Thursday and was unable to attend the meeting.

Membership – **Barry** reminded all of us that dues can be paid and he will accept the payment

Sailing – **Barry** thought for now they would be sailing every Sunday at Beaver Lake until the weeds catch up. Beaver Fever is their next event and the members are encouraged to come out and volunteer for various tasks.

Westshore Hobby Show sign-up sheets available – please see **Bill**. A display card is available as a Word document if anyone would like to have one for their boat on display. Contact **Mike** or **Scott** for one of their templates.

Break and 50-50 raffle sales

Show and Tell –

- **Dave Taylor** showed us his Thames Barge almost completed.
- **Pascal** brought his new build – Puffin Muffin with his new steam engine installed.
- **Bob Rainsford** took a hull off an older mold and built it using duct tape. He felt it wasn't his best build over the years.
- **Graham** brought his small Robbe model of a Baltic trawler. A nice model that is suitable for the small ponds.

## 2015 Executive Committee

<b>President: Mike Claxton</b>	<b>479-2258</b>
<b>Vice-Pres: James Cox</b>	<b>382-3266</b>
<b>Secretary: Jim Briante</b>	<b>590-5708</b>
<b>Treasurer: Mike Creasy</b>	<b>888-4860</b>
<b>Director @ Large: Pascal Smyth</b>	<b>508-1016</b>
<b>Show Coordinator: B.Andrews</b>	<b>479-2761</b>
<b>Binnacle Editor: Scott Munford</b>	<b>382-1673</b>
<b>Quartermaster: Bob Rainsford</b>	<b>383-2256</b>
<b>CRD Liaison: Adrian Harrison</b>	<b>592-4232</b>
<b>Parks Liaison: Mike Claxton</b>	<b>479-6367</b>
<b>Sailing Director: Peter Stevens</b>	<b>656-8999</b>
<b>Publicity: Ron Armstrong</b>	<b>385-9552</b>
<b>Memberships : Barry Fox</b>	<b>294-0350</b>

*All above (250) area code*



*Your Executive meets the last Thursday of every 2nd month!*

***The Victoria Model Shipbuilding Society is a non-profit club, open to all, established in 1978 under the Societies Act of B.C.***

Mailing address:  
**106-4480 West Saanich Road**  
**Box 55**  
**Victoria, BC V8Z 3E9**

- **Arnold** showed us his newest side wheeler and how he hoped he could speed up the craft (in case we have another paddle wheel event!).
- **Todd Rayner** showed us a recently acquired hull built from sheet metal in the 70's – he debated either creating a piece of yard art or a working model with an artistic theme to it.

Raffle was held, meeting adjourned.

Minutes by **Jim Cox / Mike**





## Meeting Moments










## *Shelbourne Shipyard*


### Arizona Update:

My port stuffing tubes & props have arrived from England so I can start adding the propulsion to the lower hull anytime now. In the meantime I've been keeping busy by building all the small features that go on later. It's a more painstakingly slower process than I imagined. I have to paint each one as it is built. I realized I couldn't just paint the whole model after it's done. It wouldn't look right and might also ruin the wooden decks I purchased for it at no small expense. Generally I do most of my painting on the weekends, I prefer natural light as opposed to fluorescent. Usually the sun has set by the time I'm ready to work on my projects during the week.



### Enterprise Update:

Construction phase has been hold until the equipment arrived for the Arizona, so I could complete both at the same time. To keep busy I've been working on painting the most important feature of a carrier, her flight deck. This is the first thing everyone will notice so I wanted it to be accurate. It will take some time to paint it all. However, once the hull is finished and the deck installed, she will be pretty much done. Not like there is much other details, besides planes. I have decided to only build a few planes for the deck. I know several models I've seen have all the squadrons on the deck. First off, I probably don't have the patience to build & paint 30-40 little planes. Second, they would just be dust collectors. At least with an empty deck, one quick wipe and its clean.



Stay tuned for further updates.

Scott Munford  
Yard Master







## 2015 Westshore Town Centre Hobby Show







Kootenay















Thanks to the Langford Tech Cave  
and BC Shaver Shop for  
donating the prizes for the show.

For more photo's from the show,  
please visit our facebook page



## Silent Auction



Up for silent auction is a Reno sailboat.  
Comes with radio and two keels.  
Starting bid is \$100.  
Auction closes at the March 12 meeting.



## The Briante Model Swamp Buggy Challenge

### Purpose:

- A purely fun event to engage the creativity and skills that exist among VMSS members.
- Build a model swamp buggy (airboat) to compete in two separate timed events.

**The Challenge:** Accumulate the maximum number of points based on two timed events and one "Got the Look" category.

**Prize(s):** Top three.

**Date of Challenge:** June 13, 2015 following General Meeting at Harrison's Pond.

**Entry Deadline:** Group order will be placed shortly following the March 12, 2015 general meeting.

**Entry Fee:** \$30

**Other Costs:** See details below including order form

### Required Component:

- All participants are required to use a HobbyKing (TR2213/20) motor shown below
- The entry package will include two high quality propellers as a starter. The supplied propeller can be substituted with any other type of propeller.



### Power Source:

- Voltage is restricted to 12 VDC using a battery technology of your choice. Any capacity lipo battery can be used but cannot exceed 3s

### Rules:

- (1) Each entry can be single or team.
- (2) Each individual or team will be supplied with one out runner motor for propulsion and optional propellers.
- (3) **ESCs:** Any type may be used. See recommended size if you don't have one
- (4) **Hull size:** No restriction





- (5) **Hull shape:** No restriction
- (6) **Operating Voltage:** Lipo 3s maximum for propulsion or any other battery type with voltage not exceeding 12 VDC .
- (7) **Motors:** No substitution permitted
- (8) **Propellers:** No restriction on size or shape. Two propellers will be supplied just to get started
- (9) **Steering:** Your choice but you cannot use a rudder in contact with water.

**Design considerations:**

- Participants use the “same motor whose maximum output wattage is limited by the use of 12 VDC voltage source”. So, no individual/team has any advantage.
- Fastest times will more than likely be posted by participants with “clever hull” design and skills in RC control.

**Point System:**

- **Individual Run:** Two back and forth runs that include one or two loops. Batteries should be able to last a minimum of 5 minutes.
  - 100 points for first, 90 for second, ... 60 for fifth. Remaining 50 points.
- **Mass Start:** Same course as above.
  - The top three in the Individual Run and in order of finish, select a starting position. The remainder scrambles for positions.
  - During this run anything goes to create an advantage.
  - Points awarded as in individual run.
- **Got the Look Category ( could be the tie breaker):**
  - At the General Meeting of June, 2015 competitors enter the building first with their models hidden from view and display them on front table. The non competing club member that enters the building next will not know the owners of the models.
  - Three non competing members, one at the time, are chosen by draw. The first draw removes a model from the table and awards it 20 point . This is repeated for second and third draw.

**Getting Started:**

- Lots of information on the internet for scratch built RC airboats.
- See link below for information. You got to love these!

<https://www.youtube.com/watch?v=1nGsjqbHJCE>

<https://www.youtube.com/watch?v=CihUXM9pVt8>

<https://www.youtube.com/watch?v=phXuHoPjZdM>

<https://www.youtube.com/watch?v=YNcLUkme8E4>



**New Lipo Batteries:**

- In addition to entry fee you will need an out runner speed controller, lipo battery and lipo battery charger which you can add to the order form
- These additional components will have lots of other RC boat uses.

**Orders:**

- All parts will be purchased from Hobbyking International with one order to reduce cost.
- Shipping will be express . Prices shown in the chart below reflect shipping cost, dollar exchange rate ( $\approx 20\%$ ), Visa/Master currency exchange charge (2.5 to 3%), and a small additional charge for incidentals (supplies needed to set up race course).
- Different capacity batteries can be used with the outrunner motor. The 1300 mha batteries at full power will last for 8 minutes and at race pace the time is more like 15 to 20 minutes. Both legs of the race should not take more than 5 minutes.
- Consider using a Zippy 2200 mah lipo which will deliver 15 min at full power.
- **Note**
  - nano-tech & zippy are high quality lipos.
  - The motor and batteries used for this challenge were selected to have other RC boating uses. So it's not one time use and then discard!

**Order form (only for club members participating in this challenge):**

- Fill order form below for the components you require including money before order date.
- Cut return the order form no later than March 13, 2015 (March General Meeting).
- Order will be placed shortly after the general meeting.

Your Name				
Item	Product ID	Price	Number	Total
Lipo 2s, 3s Charger	9052000063-3	\$16.00		
Lipo 3s, 1300 mah, 25C	N1300.3S.25	\$15.00		
Lipo 3s, 2200 mah 40C	Z22003S-30	\$22.00		
Extra Motor	TR2213/20	\$21.00		
Extra Propsx2	MA0640	\$5.50		
ESC, 20A, 2s-4s	F-20A	\$12		



# EAGLERIDGE RC HOBBIES

#105 - 1089 Langford Parkway  
Victoria, BC Canada V9B 0A5

*In City Centre Park,  
next to PlayZone & Mini-Golf*

Phone: **778-433-8133**  
[www.eagleridgerc.com](http://www.eagleridgerc.com)

HERITAGE HOUSE



**TROPHIES  
& AWARDS**

## HERITAGE HOUSE TROPHIES & AWARDS

135-2745 Veterans Memorial Parkway, Langford  
250-590-5446

website: [www.heritagehousetrophies.com](http://www.heritagehousetrophies.com)  
e-mail: [hhtrophies@shaw.ca](mailto:hhtrophies@shaw.ca)

## BC Shaver & Hobbies

Garnet Rancier

742 Fort St, Victoria BC V8W 1H2  
(250) 383 0051  
<http://www.bcshaver.com/>



Ship Kits & Accessories  
Radio Control  
Tools and Materiel



How would you like to  
win \$200 cash  
& a free membership?

Every member who brings an item for **"Show & Tell"** will get an entry into the draw. Bring an item every meeting and you can have 12 entries in it. At the end of the year, one lucky name will be drawn.

So dust off your projects, tips & ideas and bring them along.