





The Binnacle

Victoria Model Shipbuilding Society
Victoria BC Canada
vmss.ca



Yahoo! Newsgroup : VIRCB
Vancouver Island Radio Control Boaters

Westshore Hobby Show Winners



Bravo Zulu to all those who helped out during the show.





Victoria Model Shipbuilding Society

January 10, 2013

Meeting called to order (**Mike Claxton**) 7:45 pm

Welcome new member/guest:

Arnold McCutcheon

Henry Ravendale

Paul Jordan

Health and Welfare:

Glen Newmeyer-bad fall -> **Dave Denton** requested that the club send him a get well card

Romain Klaasen still ill with flue

Financial Report (**Mike Creasy**):

Club has \$10,000+

Barry in charge of membership list/fees

Awards banquet cost the club approx. \$556 for 37 members

Call to members for feedback to improve attendance

Feedback notice to be put in the Binnacle

Upcoming events (**Bill Andrews**):

WestShore Display- February 1-3

Few more names needed in signup sheet

Raffle prize – digital meter

Show and Tell:

Mike Claxton explained the end of year draw prize (\$200 cash & free membership) to be awarded for show & tell

Dave Denton showed his newly acquired steam engine (name to be added to draw urn)

Awards Presentations (**Barry Fox**):

Repeat of the presentations done on the Christmas banquet

Best Built-**Dave Taylor** (military), **Glen Newmeyer** (working)

Denton Cup- **Ron Armstrong**

Sailing champ- **Fred Herfst**

President's award- **Kevin Hamilton**

Other:

Bob Rainsford gave an update on the "boat building project" of our junior members

Ron Hillsden brought a collection of boat items for sale



Adjournment: (9:00 pm ?)

Jim Briante

2013 Executive Committee

President: Mike Claxton	479-2258
Vice-Pres: James Cox	382-3266
Secretary: Graham Smith	477-8234
Treasurer: Mike Creasy	888-4860
Show Coordinator: B.Andrews	479-2761
Binnacle Editor: Scott Munford	382-1673
Quartermaster: Bob Rainsford	383-2256
CRD Liaison: Barry Fox	598-4619
Parks Liaison: Mike Claxton	479-6367
Sailing Director: Fred Herfst	652-8445
Librarian: Dave Denton (Plans)	478-1800
Publicity: Ron Armstrong	385-9552
Memberships : Barry Fox	598-4619
Director@Large: Jim Briante	590-5708

All above (250) area code



Your Executive meets the last Thursday of every month!

The Victoria Model Shipbuilding Society is a non-profit club, open to all, established in 1978 under the Societies Act of B.C.

Mailing address:

106-4480 West Saanich Road
Box 55
Victoria, BC V8Z 3E9

BC Shaver & Hobbies

Garnet Rancier

742 Fort St, Victoria BC V8W 1H2
(250) 383 0051
<http://www.bcshaver.com/>




Ship Kits & Accessories
Radio Control
Tools and Material






More Westshore Action



Mike Claxton with Volunteer Draw Winner **Gary Forsythe**




Mike Claxton with Public Choice Winner **Ron Armstrong**



Mike Claxton with Modeller's Choice Winner **Steve McGlade** (accepting on behalf of **Norm Higgins**)





From The Bridge

The West Shore Show is now behind us. Thanks to all the members who brought boats out, helped set up and take down the pond and who put in extended hours to help make the show another success. These types of events take a lot of work in a short space of time but are a great opportunity to learn more about your fellow modeller and his interests. It helps make a more vibrant group. It is a great opportunity to share the hobby with others and perhaps steer them to the model boating hobby.

I'm not sure of numbers but we did gain new members. **Bill Andrews** will have a short report on new members joining and the overall show.

We have a number of members with health problems and we send them our best wishes and hope to see them back when health permits.

Coming up next is the sailing event – Beaver Fever – towards the end of March. Barry will provide a little more information at the next meeting.

We hope to have some interesting entertainment over the next few meetings with the next couple being put on by members but we are hoping to have one on laser cutting showing how it can be done and using different materials. We may hold off on airbrush painting until better weather in case there are problems with the alarm system in the hall.

Let us not forget the Show and Tell part of the meeting – either an old boat that needs help restoring or a new build showing off new technology available. I find it interesting to hear how others have mastered new techniques and to see their results.



ON THE RADAR

INFORMATION ON UPCOMING EVENTS

March 23rd-24th: Beaver Fever
May 24th: Maple Bay Classic Boat Show



Meetings: Second Thursday 7:30-9:30
St. Peter's Anglican Church, Lakehill
3939 St. Peter's Rd.
Upcoming Meetings: February 14,
March 14th, April 11th.



POWER: Sundays 10 – 12
Harrison Model Yacht Pond (HMYP)
Dallas Road at Government Street



SAILING: 1st and 3rd Sundays 1 – 3 PM
Beaver Lake
Next is February 17th



LANGFORD LAKE NAVY
Wednesdays 9:30
Langford Lake, Leigh Rd at Trillium

We have now 10 months to work on the Best New Build (for the meeting in November) – lots of time to be creative

Let's have fun and go boating!

Mike





FOR SALE

One wooden pond sailer, about 4 feet long. Hull in good shape, mast, sails, and rigging need work.

\$40 OBO

Phone **Gordon Ells**
(250) 592-0998



How would you like to win \$200 cash
& a free membership?

*"The club is non profit.
Members don't have to be."*

Kevin Hamilton, after hearing of **Alex James** fabulous contract fee for building a model of "Radio Caroline"

Every member who brings an item for **"Show & Tell"** will get an entry into the draw. Bring an item every meeting and you can have 12 entries in it. At the end of the year, one lucky name will be drawn.

So dust off your projects, tips & ideas and bring them along.

A few websites

Nanaimo's website:

<http://nanaimoboatmodellers.webs.com/>

RC Groups – lot's here – sections on boats, both sailing and power are pretty helpful – Springer section is huge.

<http://www.rcgroups.com/forums/index.php>

TugForum – local postings from Burnaby and the island plus great photos:

<http://www.modeltugforum.com/>

Model Boat Mayhem (UK based – lots of photos, helpful building information)

<http://www.modelboatmayhem.co.uk/> then go to their Forum section

Contributions to the Binnacle are welcomed.

Deadline for submissions: Sunday before the monthly meeting.

Editor: newsletter@vmss.ca



THE SUB SUBJECT

(NOTE: ARTICLE ORIGINALLY PUBLISHED AUGUST 2000)

FAPQ's:

Frequently asked pond side questions may well number into the hundreds but, essentially, they would be repetitive, if not for the endless mutations that the public keeps introducing. A few words of caution: (1) the "public" ranges in age from five to 80 year olds, (2) some of the (edited) answers are foils – customized for VMSS members by way of the backdoor. Oh, something else. The stuff to follow was intended to come out funny. It is funny all right, but not too humorous. So it goes. And one more thing: every now and again I've made "R" (for remarks) entries. Thought I had to do that.

Q. "Mom, where'd he buy that subberine?"

A. (To a knock-out looker – heavy on mascara), "I built it myself. Can't buy them things."

Q. "That a kit?"

A. "No. Built 'er myself. Can't buy them things."

Q. "How long did you work on that, sir?"

A. "The little one took about 220 hours, that one including a refit 743.52 hours, and that big sucker's now good for somewhere over 900 hours – took two years seven months, and I want at it some more."

Q. "Does it go under?"

A. "Just watch."

R. "Cool."

Q. "Does it –she come up too?"

A. "Most of the time. Just watch."

R. "Awesome."

Q. (From a bystander) "How you do that?"

A. "To submerge, the radio opens an air valve, so water can get into the ballast tank: to surface, the radio signal is reversed, another valve opens, and gas pressure pushes the water out of the ballast tank, through four big holes in the bottom."

Q. "You said gas...what gas?"

A. "The generic name's 'Propel.' Used in airbrushes."

Q. "Why you paint all of 'em black?"

A. "That's how the prototypes are painted. And it took the U.S. Navy years of experimenting to settle on black."

Q. "You an American?"

A. "No. I'm Dutch Belgian, but my boats are models of in-service U.S. Navy vessels – that's why the flag."



Q. "How much do those models cost?"

A. "The small one about \$700 to \$800, the medium one, including lots of waste, \$1847.57 and the biggy's pushing three grand."

R. "Wow! Is that ever a lot!"

A. "But I haven't bought a suit in 20 years, and it's dirt cheap if you divide it by the number of shop hours."

Q. (I was totally solo at Harrison Pond) "You fishing?"

A. "No. I'm running a model submarine. Here. Watch. I'll bring 'er up."

R. The guy did that to me two Sundays in a row.

Q. "Can you fire torpedoes?"

A. "Not yet. These two boats are too small. Torps would be pencil size, and run a couple of feet at the most. But my boomer launches model missiles."

Q. "How high they go?"

A. "About like that apartment building (pointing across Dallas Rd) ahhhhh... 35 to 45 feet."

R. "Awesome/cool/terrific/unreal."

Q. "What you people do at that modellers' club?"

A. "Uhhh...ahhh...most all members talk about model ships or boats, most read mags out of the library, some (look around) like to run boats, and there's a percentage who build models. A lot of overt and hidden talent there, juh know? Pretty good bunch, juh know." (Norman Farley then offered me a beer.)

Q. "How long you batteries last?"

A. "Don't know. But the ones in my models – Well, the ni-cads 40 to 50 minutes – depending on how rough I go with the throttle. But the gel-cells...I'd say 80 minutes to 2 hours. Perhaps more."

Q. "How fast will 'it' go?"

A. "Clocked al of 'em at about 2.23 m/h. That's over scale speed for one, and about smack on for the others."

Q. "Where's the antenna?"

A. "Looped inside the hull. Sort of."

Q. "And that works, uh?"

R. "Sure does. But only in fresh water. Sub Committee members in California have had good transmission up to a depth of 70 feet, and horizontal transmission goes at least a quarter mile. But not in the salt-chuck. Not even inches, apparently. But who needs to run a model in the ocean, what?"

Q. "Why yuh use that bicycle pump?"

A. "Oh...it's like wearing a belt and suspenders. The pressure (the dry part of the model) is 100 percent waterproof. But a couple of pounds of counter pressure make'er 123 percent waterproof. I'm like the oil companies. Want that bugger factor real bad."

Q. "You ever lost a boat?"

A. "No, but it's likely I will one day. Came close twice, and needed salvagers. (One paid; one volunteer) The saying about model submariners goes like this: 'There's two classes of 'em; those who've lost a boat, and those who will.'"

Q. (After looking at my 1:96, top off) "You an engineer?"

A. "No, I'm a retired appraiser (of real estate.)"

(continued on page 9)



Up for Auction

WW2 Liberty Ship (Carol Lombard) built by former member **Nels Combe**. Opening Bid starts at \$50. The auction will conclude at the February General Meeting.

Thanks to **Bill Andrews** for supplying the photo.



DUES 'R DUE!

RSVP

(Regular Sailors Volunteer Payment)

HERITAGE HOUSE



**TROPHIES
& AWARDS**

HERITAGE HOUSE TROPHIES & AWARDS

135-2745 Veterans Memorial Parkway, Langford
250-590-5446

website: www.heritagehousetrophies.com
e-mail: hhtrophies@shaw.ca

(continued from page 7)

Q. "What's 'it' made of?"

A. "Mostly GRP – that's Glass Reinforced Polyester, of fibreglass. Also Lexan, plexi, brass, copper, polyurethane, and sawed-off containers of Clinique – my wife's brand of cosmetics. Then a bunch of glue: CA, epoxy, Elmer's, silicone and what have you. But, somehow I DO prefer screwing to gluing."

R. (With a sneer.) "I'll just bet you do!!"

Q. "Why do you build these American nukes? Why not something fancier like that (Len Gibb's) British Tally-Ho, or a German U-boat?"

A. "Many reasons: I want to model existing, in-service vessels. Also, I believe that form should follow function and, furthermore, in addition to that, I put unmitigated priority on how well my models work. Details are just that: details. But to each their own, I say."

Q. "What made you start building subs?"

A. "Back in heyday 1943, my mum gave me a wind-up (Märklin) sub. Then a rude 40-year interruption to make a living, and back at it."

Next month: either more of this, or back to the Märklin (March '99 Binnacle).

Romanus Unicum



CAPTIN'S COMMENT

by


Ron Armstrong

Well that was quite a show. A good turnout of members for all shifts and....some really excellent model ships and boats. I think this is a year where the quality kicked up a notch. Which made voting for the Modeller's Choice d.....n difficult. And, no, I did NOT vote for either of my two.

What really frustrated me was not having the member present to answer questions. Judgment should be informed.....Kit or Scratch Built? Kit Modified? Kit Accessorized? If Scratch what materials and methods? Only the owner can answer these questions.

As it was **Norm's** "Bluenose" beat a tough crop of contenders for First Place and **Dave Taylor's** "MTB" took Second Place.

Keep up the good works, guys.





What's happening on the Western Front

I am working on the steam tug, no name yet. I came across a cute trick, and had to share it with you. I want the steam engine to sit flat on the tank top, and was having a devil of a time cutting a template of the desired shape. It was one of those rare and cold nights, so I decided to fill the hull with water that was put in at the correct level. I took the hull outside, re-levelled the hull and let it freeze. I came back in the morning, the thing was frozen. I proceeded to put template paper into the hull and traced around the edge of the ice and the hull, this gave me a perfect pattern, and I hurt my arm by patting myself on the back. Tonight I am putting in the rudder, I considered setting up the laser but I abandon that in favour of drilling a couple of holes, that worked out and I may have the tug test worthy at the lake on Wednesday morning.

Dave Denton



Photo supplied by Mike Claxton

WESTSHORE RC HOBBIES

AND ELECTRONICS STORE

www.westshorerc.ca

brianenjeneski@gmail.com

REMOTE CONTROL PRODUCTS
Facebook: WestshoreRCHobbies
(250) 590-9344

#105-1089 Langford Parkway
Victoria BC V9B-0L5




Hobby Show Runner's Up




Dave Taylor's MTB



Mike Claxton presenting Dave Denton
for 2nd place for Public Choice



Mike Claxton presenting Dave Taylor
for 2nd place for Modeller's Choice



Dave Denton's Steam Tug